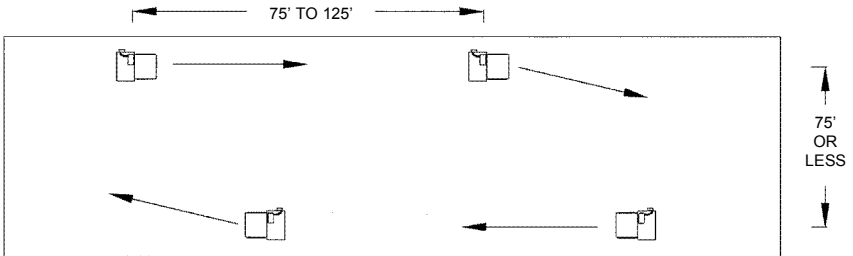


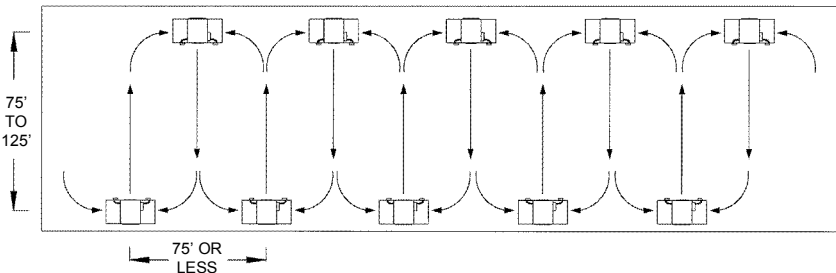
## UNIT THROW DISTANCES

	Model	Throw Distance
MIST	SHN-6	20 - 30 feet
	SHN-10	25 - 35 feet
	SHN-20	35 - 45 feet
	SHN-40	60 - 80 feet
	SHN-50-T	60 - 80 feet
	SG-2	40 - 50 feet
	SG-4-S	75 - 100 feet
	SG-4-T	75 - 100 feet
	SG-6	95 - 120 feet
MEDIA	DA	35 - 45 feet
	DBM	30 - 40 feet
	DB	40 - 50 feet
DUST	SCA	35 - 45 feet

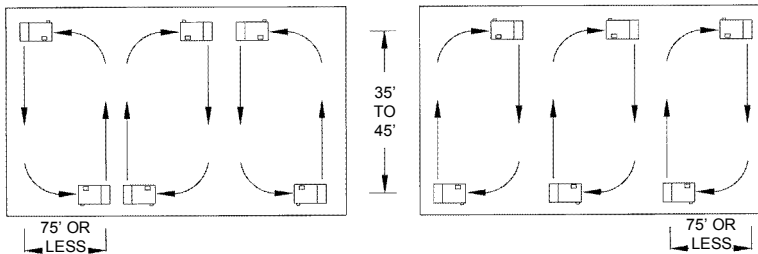
### TYPICAL UNIT PLACEMENT CONFIGURATIONS FOLLOW:



**CIRCULAR AIR PATTERN USING SG-4 MODELS**



**CROSS-BAY PATTERNS USING SG-4-T TEE-SHAPED MODELS**



**CROSS-BAY PATTERN USING SHN-20 MODELS WITH  
RIGHT ANGLE DISCHARGE PLENUMS**